



**Ontario Council of Hospital Workers
North Bay Regional Health Centre
Addiction Treatment Program Service Cuts
Research Report**

**Presented by:
Public Polling
January 13th, 2020**

Methodology

The focus of this survey was to identify the public's opinion regarding cuts to an addiction treatment program at the North Bay Regional Health Centre.

This survey was conducted by Interactive Voice Response (IVR) on January 12th and January 13th, 2020. Phone lists were created using our 2019 Canadian residents' White Pages database and Canadian cell phone database then randomized.

Only participants who completed this survey in its entirety have been included in this report. The results have been weighted against Statistics Canada 2016 Census data for age and gender in North Bay.

A total of 1005 participants have completed this survey. It has a margin of error of $\pm 3.053\%$ 19 times out of 20.

Poll Items

1. Introduction

2. Question 1 - Support The Closure

Do you support the closure of the residential hospital addiction treatment program at the North Bay Regional Health Centre?

1. Yes
2. No
3. Don't know

3. Question 2 - Changing from 29 Beds to 6 Beds

Do you think – replacing a 29 bed, 24/7 hospital addiction treatment program and two in-hospital crisis beds with a 6-bed program, is a good idea?

1. Yes
2. No
3. Don't Know

4. Question 3 - Agree with Vic Fedeli

Area MPP Vic Fedeli is defending cutting the hospital residential addictions treatment beds and program in favour of community-based programs. Do you agree with Mr. Fedeli?

1. Yes
2. No
3. Don't Know

5. Questions 4 - Age Range

1. less than 18
2. between 18-24
3. between 25-34
4. between 35-44
5. between 45-54
6. between 55-64
7. 65 years or over

6. Questions 5 - Gender

1. identify as female
2. identify as male
3. do not specifically identify as either male or female

7. Survey End

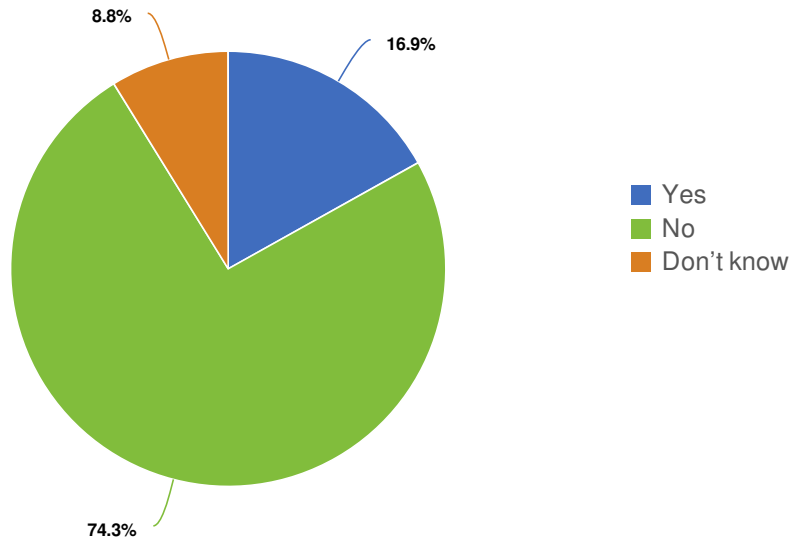
Thank you for finishing our survey! Once again, Public Polling can be reached at info@publicpolling.ca or (866) 290-3772

2. Question 1 - Support The Closure ☰

Do you support the closure of the residential hospital addiction treatment program at the North Bay Regional Health Centre?

1. Yes
2. No
3. Don't know

Question 1 - Support The Closure



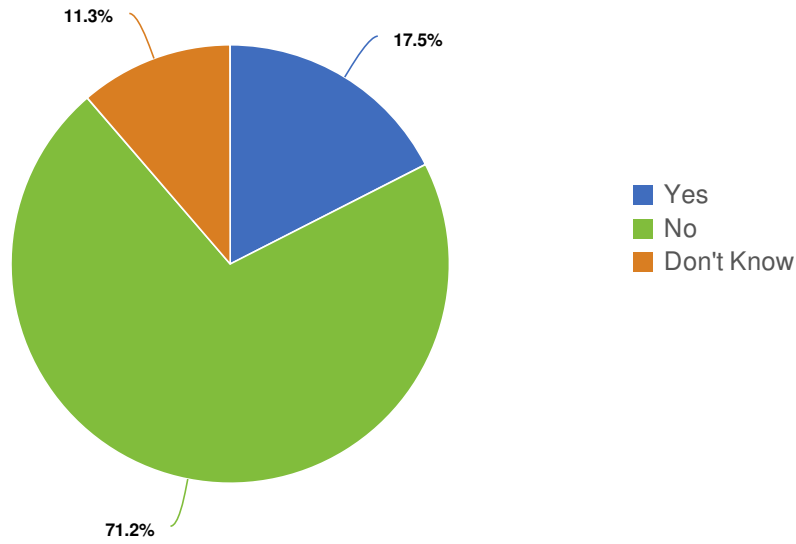
| Question 1 - Support The Closure | Count | Percent |
|----------------------------------|-------------|---------------|
| Yes | 170 | 16.9% |
| No | 748 | 74.3% |
| Don't know | 89 | 8.8% |
| Total | 1007 | 100.0% |

3. Question 2 - Changing from 29 Beds to 6 Beds

Do you think – replacing a 29 bed, 24/7 hospital addiction treatment program and two in-hospital crisis beds with a 6-bed program, is a good idea?

1. Yes
2. No
3. Don't Know

Question 2 - Changing from 29 Beds to 6 Beds



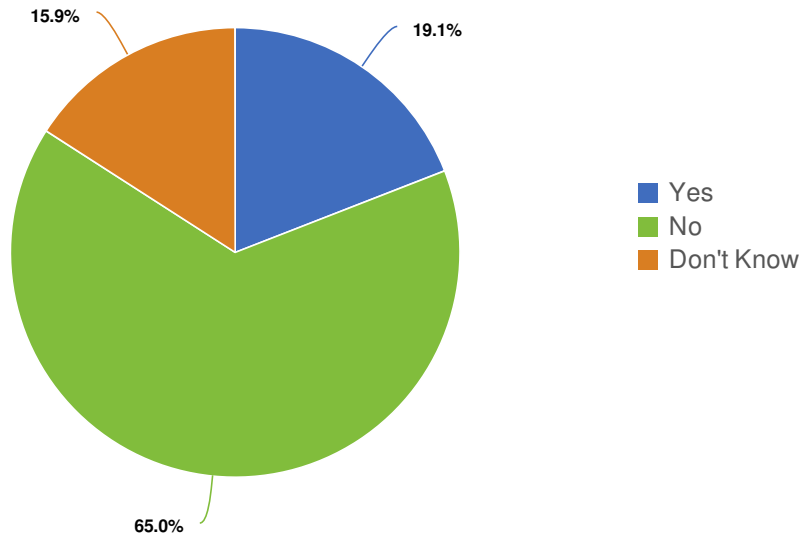
| Question 2 - Changing from 29 Beds to 6 Beds | Count | Percent |
|--|-------------|---------------|
| Yes | 177 | 17.5% |
| No | 716 | 71.2% |
| Don't Know | 114 | 11.3% |
| Total | 1007 | 100.0% |

4. Question 3 - Agree with Vic Fedeli ☰

Area MPP Vic Fedeli is defending cutting the hospital residential addictions treatment beds and program in favour of community-based programs. Do you agree with Mr. Fedeli?

1. Yes
2. No
3. Don't Know

Question 3 - Agree with Vic Fedeli

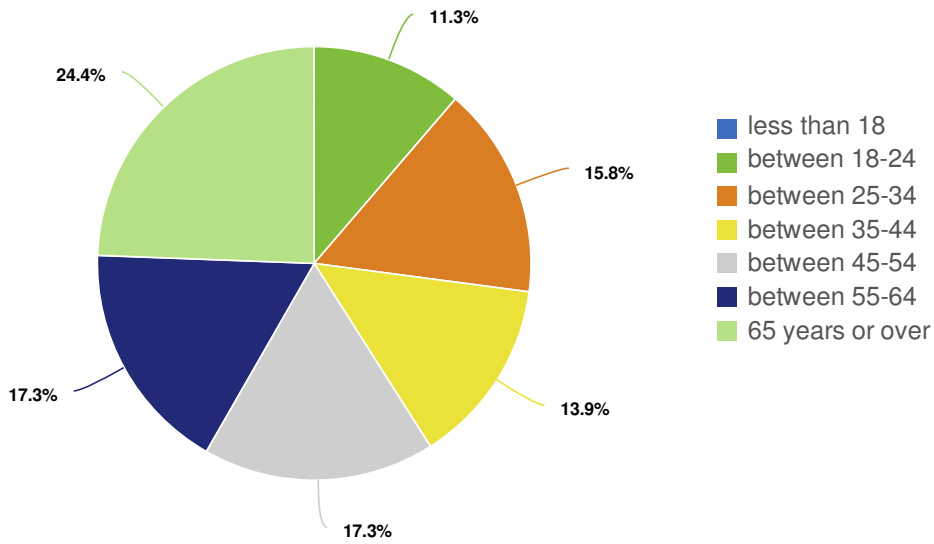


| Question 3 - Agree with Vic Fedeli | | Count | Percent |
|------------------------------------|--|-------------|---------------|
| Yes | | 193 | 19.1% |
| No | | 654 | 65.0% |
| Don't Know | | 160 | 15.9% |
| Total | | 1007 | 100.0% |

5. Questions 4 - Age Range

1. less than 18
2. between 18-24
3. between 25-34
4. between 35-44
5. between 45-54
6. between 55-64
7. 65 years or over

Questions 4 - Age Range

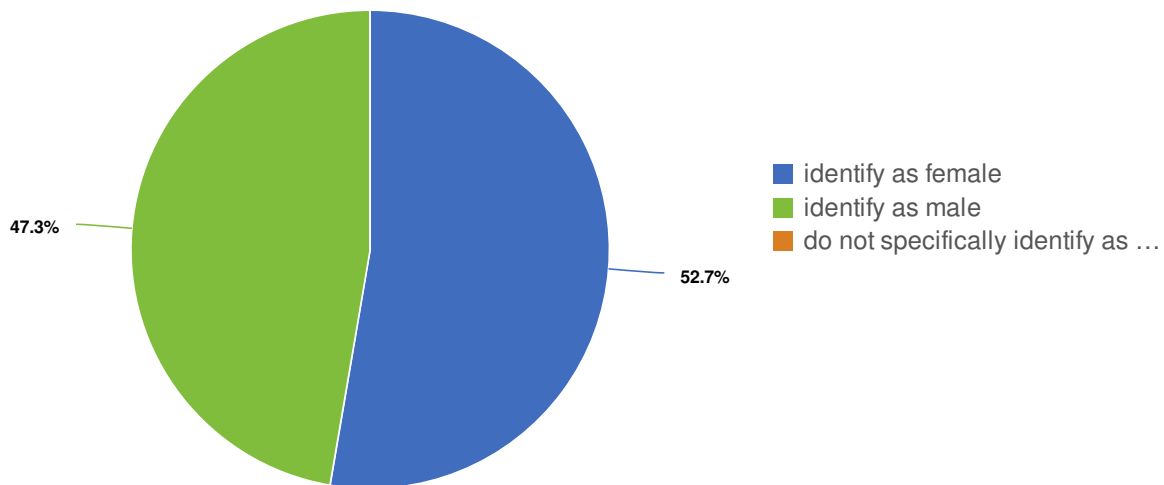


| Questions 4 - Age Range | | Count | Percent |
|-------------------------|--|-------------|---------------|
| less than 18 | | 0 | 0.0% |
| between 18-24 | | 114 | 11.3% |
| between 25-34 | | 159 | 15.8% |
| between 35-44 | | 140 | 13.9% |
| between 45-54 | | 175 | 17.3% |
| between 55-64 | | 174 | 17.3% |
| 65 years or over | | 246 | 24.4% |
| Total | | 1008 | 100.0% |

6. Questions 5 - Gender

1. identify as female
2. identify as male
3. do not specifically identify as either male or female

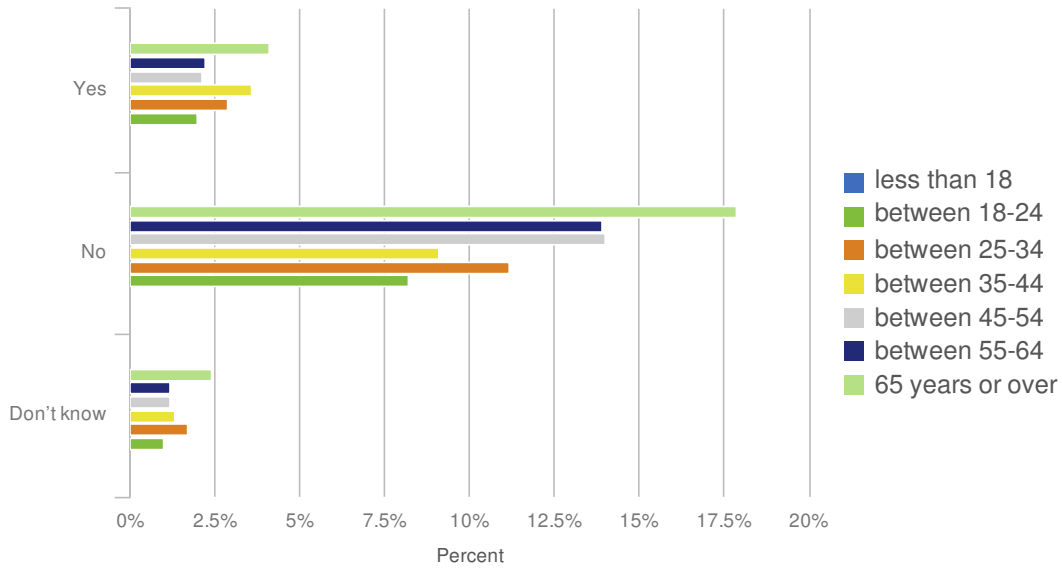
Questions 5 - Gender



| Questions 5 - Gender | Count | Percent |
|---|-------------|---------------|
| identify as female | 530 | 52.7% |
| identify as male | 476 | 47.3% |
| do not specifically identify as either male or female | 0 | 0.0% |
| Total | 1006 | 100.0% |

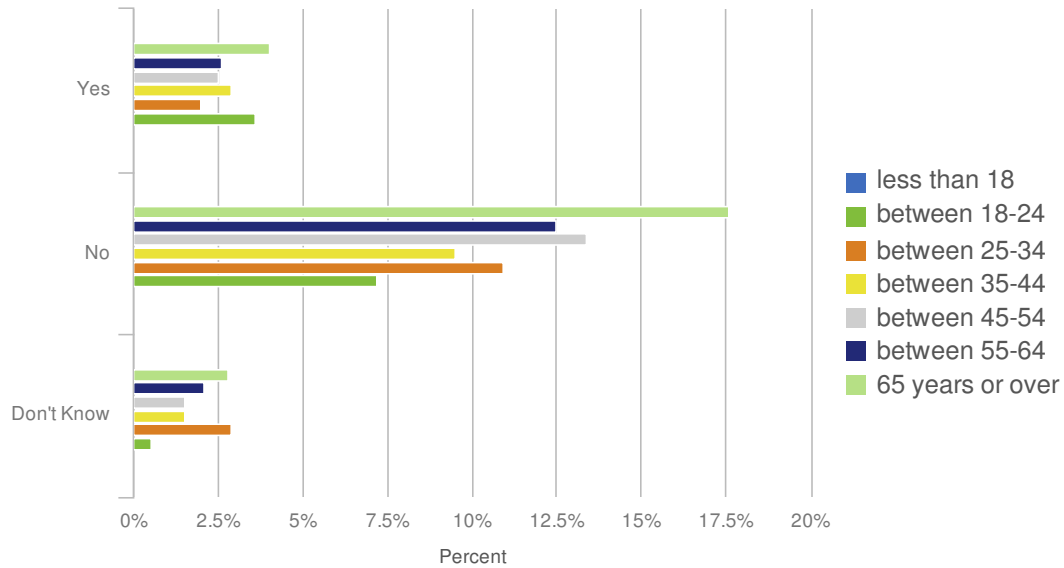
Crosstabs

Questions 4 - Age Range by Question 1 - Support The Closure



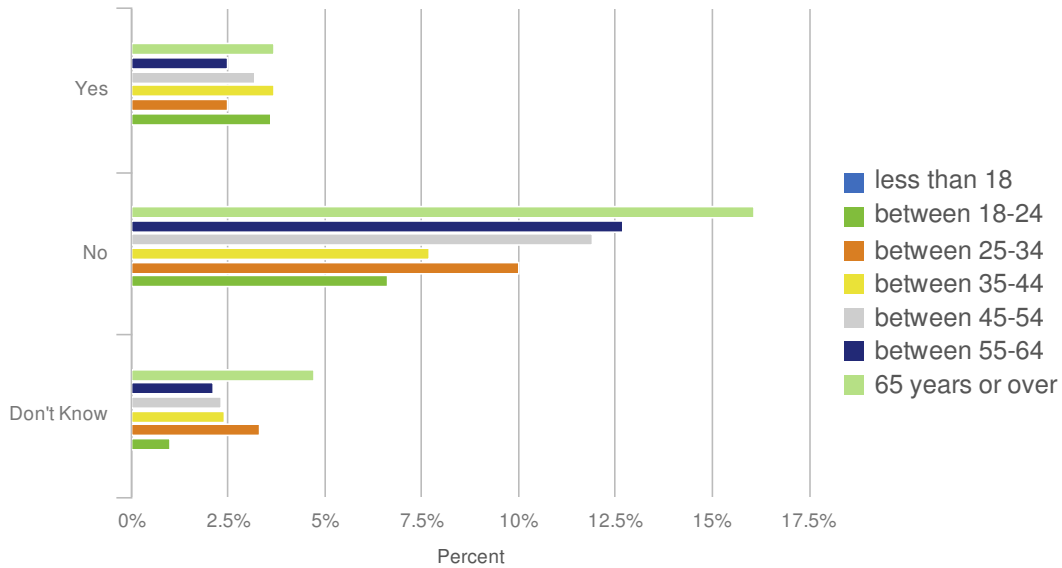
| Questions 4 - Age Range by Question 1 - Support The Closure | | Yes | No | Don't know | Total |
|---|-------|--------------|--------------|-------------|---------------|
| less than 18 | Pct | 0.0% | 0.0% | 0.0% | 0.0% |
| | Count | 0 | 0 | 0 | 0 |
| between 18-24 | Pct | 2.0% | 8.2% | 1.0% | 11.2% |
| | Count | 21 | 83 | 11 | 115 |
| between 25-34 | Pct | 2.9% | 11.2% | 1.7% | 15.8% |
| | Count | 29 | 113 | 18 | 160 |
| between 35-44 | Pct | 3.6% | 9.1% | 1.3% | 14.0% |
| | Count | 36 | 92 | 13 | 141 |
| between 45-54 | Pct | 2.1% | 14.0% | 1.2% | 17.3% |
| | Count | 22 | 141 | 13 | 176 |
| between 55-64 | Pct | 2.2% | 13.9% | 1.2% | 17.3% |
| | Count | 22 | 140 | 13 | 175 |
| 65 years or over | Pct | 4.1% | 17.9% | 2.4% | 24.4% |
| | Count | 42 | 181 | 24 | 247 |
| Totals | Pct | 16.9% | 74.3% | 8.8% | 100.0% |
| | Count | 172 | 750 | 92 | 1014 |

Questions 4 - Age Range by Question 2 - Changing from 29 Beds to 6 Beds



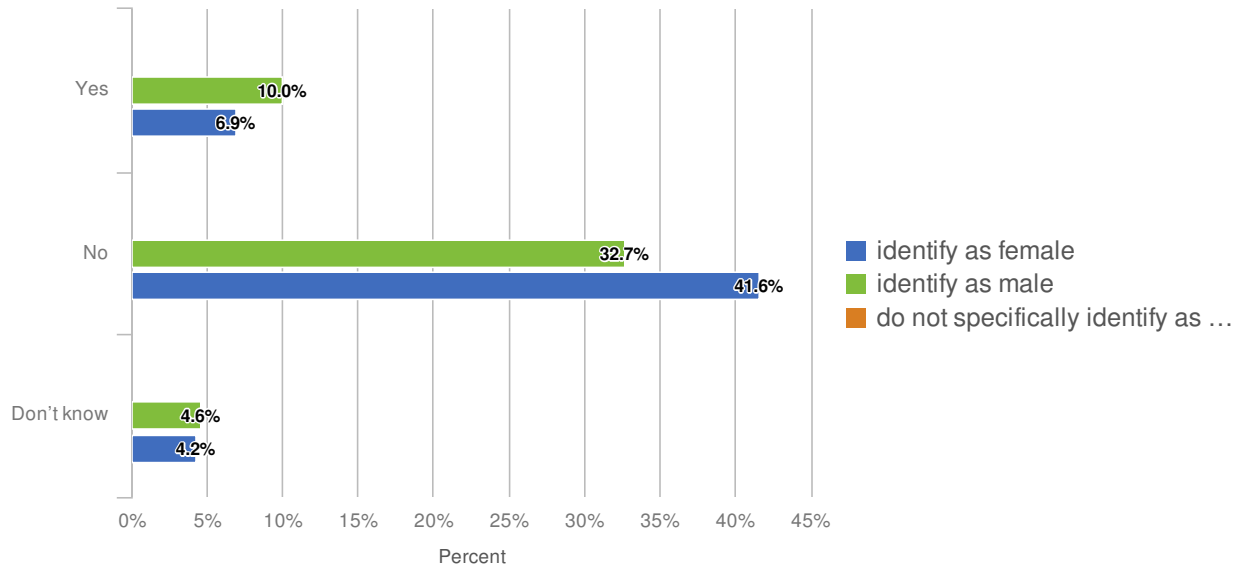
| Questions 4 - Age Range by Question 2 - Changing from 29 Beds to 6 Beds | | Yes | No | Don't Know | Total |
|---|-------|--------------|--------------|--------------|---------------|
| less than 18 | Pct | 0.0% | 0.0% | 0.0% | 0.0% |
| | Count | 0 | 0 | 0 | 0 |
| between 18-24 | Pct | 3.6% | 7.2% | 0.5% | 11.3% |
| | Count | 37 | 73 | 6 | 116 |
| between 25-34 | Pct | 2.0% | 10.9% | 2.9% | 15.8% |
| | Count | 20 | 111 | 29 | 160 |
| between 35-44 | Pct | 2.9% | 9.5% | 1.5% | 13.9% |
| | Count | 30 | 96 | 16 | 142 |
| between 45-54 | Pct | 2.5% | 13.4% | 1.5% | 17.4% |
| | Count | 25 | 135 | 16 | 176 |
| between 55-64 | Pct | 2.6% | 12.5% | 2.1% | 17.2% |
| | Count | 27 | 126 | 22 | 175 |
| 65 years or over | Pct | 4.0% | 17.6% | 2.8% | 24.4% |
| | Count | 41 | 178 | 28 | 247 |
| Totals | Pct | 17.6% | 71.1% | 11.3% | 100.0% |
| | Count | 180 | 719 | 117 | 1016 |

Questions 4 - Age Range by Question 3 - Agree with Vic Fedeli



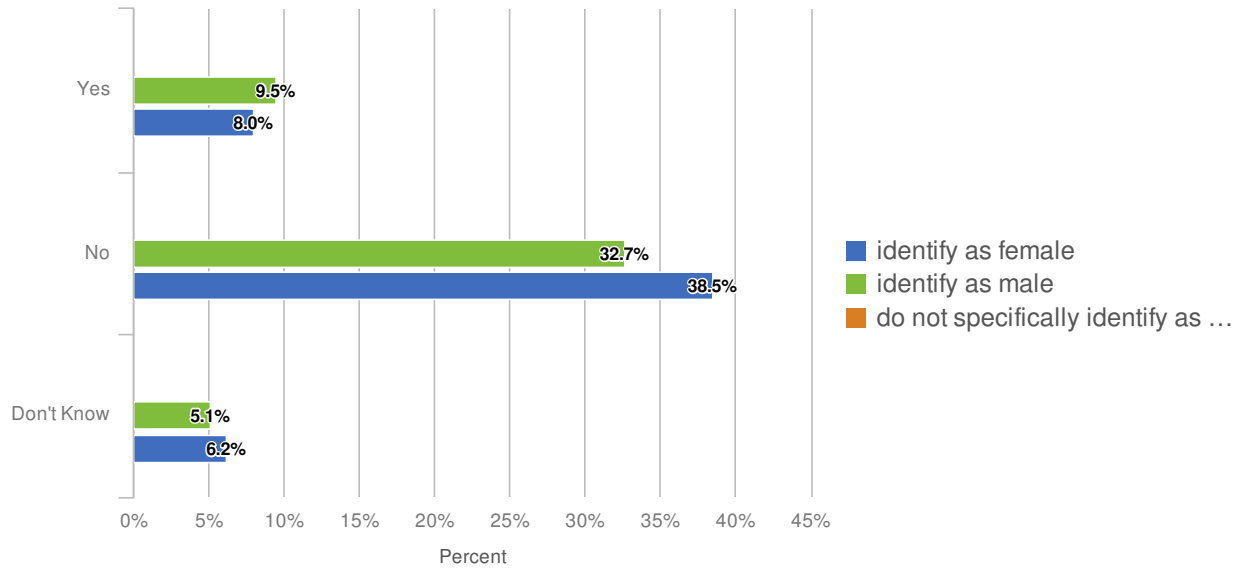
| Questions 4 - Age Range by Question 3 - Agree with Vic Fedeli | | Yes | No | Don't Know | Total |
|---|-------|--------------|--------------|--------------|---------------|
| less than 18 | Pct | 0.0% | 0.0% | 0.0% | 0.0% |
| | Count | 0 | 0 | 0 | 0 |
| between 18-24 | Pct | 3.6% | 6.6% | 1.0% | 11.2% |
| | Count | 37 | 67 | 11 | 115 |
| between 25-34 | Pct | 2.5% | 10.0% | 3.3% | 15.8% |
| | Count | 25 | 101 | 34 | 160 |
| between 35-44 | Pct | 3.7% | 7.7% | 2.4% | 13.8% |
| | Count | 38 | 78 | 25 | 141 |
| between 45-54 | Pct | 3.2% | 11.9% | 2.3% | 17.4% |
| | Count | 32 | 120 | 24 | 176 |
| between 55-64 | Pct | 2.5% | 12.7% | 2.1% | 17.3% |
| | Count | 25 | 128 | 22 | 175 |
| 65 years or over | Pct | 3.7% | 16.1% | 4.7% | 24.5% |
| | Count | 37 | 162 | 47 | 246 |
| Totals | Pct | 19.2% | 65.0% | 15.8% | 100.0% |
| | Count | 194 | 656 | 163 | 1013 |

Questions 5 - Gender by Question 1 - Support The Closure



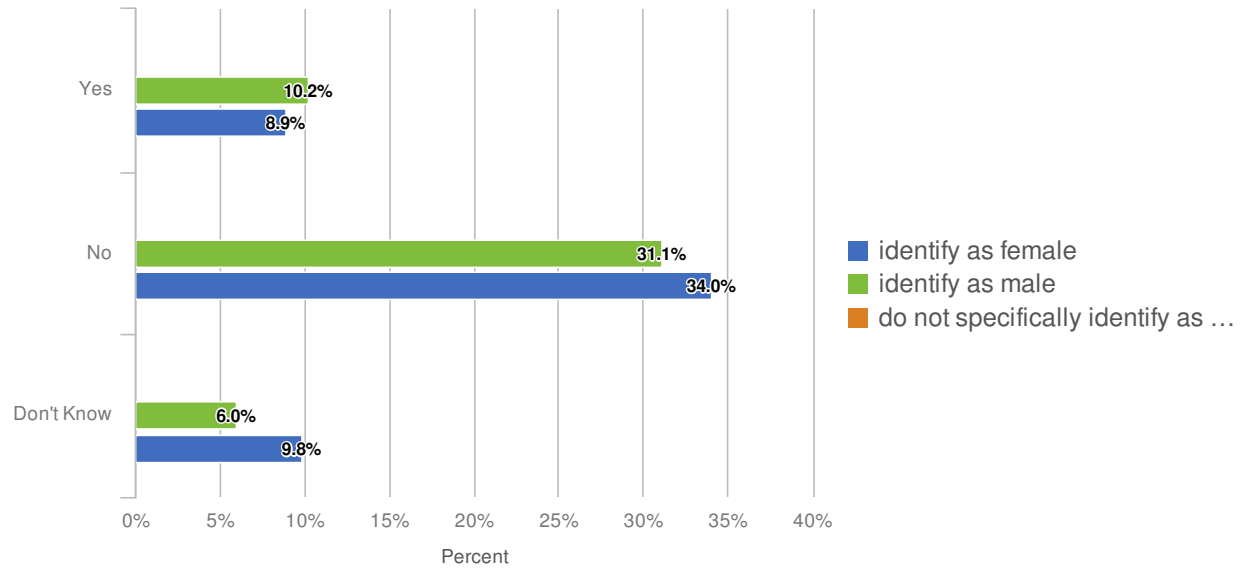
| Questions 5 - Gender by Question 1 - Support The Closure | | Yes | No | Don't know | Total |
|--|-------|--------------|--------------|-------------|---------------|
| identify as female | Pct | 6.9% | 41.6% | 4.2% | 52.7% |
| | Count | 70 | 419 | 42 | 531 |
| identify as male | Pct | 10.0% | 32.7% | 4.6% | 47.3% |
| | Count | 101 | 329 | 47 | 477 |
| do not specifically identify as either male or female | Pct | 0.0% | 0.0% | 0.0% | 0.0% |
| | Count | 0 | 0 | 0 | 0 |
| Totals | Pct | 16.9% | 74.3% | 8.8% | 100.0% |
| | Count | 171 | 748 | 89 | 1008 |

Questions 5 - Gender by Question 2 - Changing from 29 Beds to 6 Beds



| Questions 5 - Gender by Question 2 - Changing from 29 Beds to 6 Beds | | Yes | No | Don't Know | Total |
|--|-------|--------------|--------------|--------------|---------------|
| identify as female | Pct | 8.0% | 38.5% | 6.2% | 52.7% |
| | Count | 81 | 387 | 62 | 530 |
| identify as male | Pct | 9.5% | 32.7% | 5.1% | 47.3% |
| | Count | 96 | 329 | 52 | 477 |
| do not specifically identify as either male or female | Pct | 0.0% | 0.0% | 0.0% | 0.0% |
| | Count | 0 | 0 | 0 | 0 |
| Totals | Pct | 17.5% | 71.2% | 11.3% | 100.0% |
| | Count | 177 | 716 | 114 | 1007 |

Questions 5 - Gender by Question 3 - Agree with Vic Fedeli



| Questions 5 - Gender by Question 3 - Agree with Vic Fedeli | | Yes | No | Don't Know | Total |
|--|-------|--------------|--------------|--------------|---------------|
| identify as female | Pct | 8.9% | 34.0% | 9.8% | 52.7% |
| | Count | 90 | 341 | 99 | 530 |
| identify as male | Pct | 10.2% | 31.1% | 6.0% | 47.3% |
| | Count | 103 | 313 | 61 | 477 |
| do not specifically identify as either male or female | Pct | 0.0% | 0.0% | 0.0% | 0.0% |
| | Count | 0 | 0 | 0 | 0 |
| Totals | Pct | 19.1% | 65.1% | 15.8% | 100.0% |
| | Count | 193 | 654 | 160 | 1007 |