

**Ottawa, Cornwall, and
Ottawa Valley**

COVID-19 Poll

Ontario Council of Hospital Unions

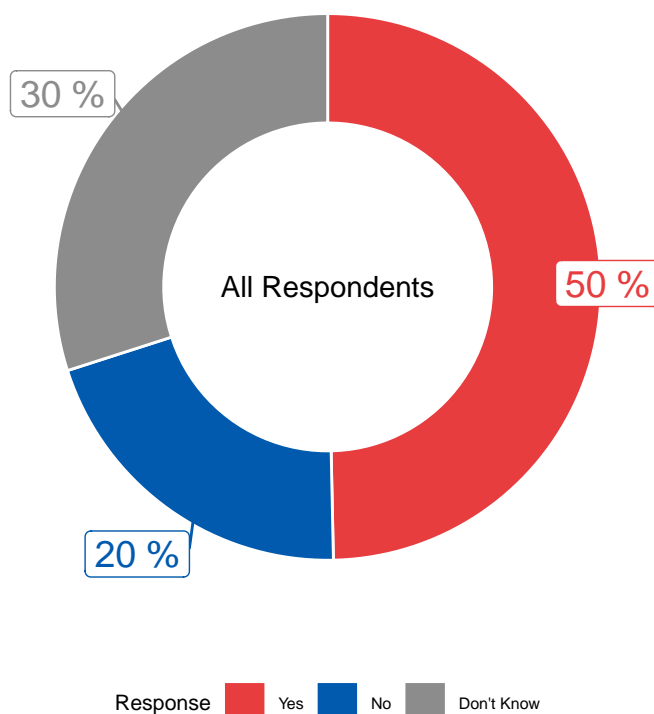
Methodology

The analysis in this report is based on results of a survey conducted by Public Polling on behalf of CUPE from May 4th-9th, 2020 among a sample of 539 adults, 18 years of age or older, living in Ottawa and the surrounding areas. The survey was conducted using automated telephone interviews (Smart IVR). Respondents were interviewed on landlines and cellular phones. The survey is intended to represent the adult population in these three cities.

The margin of error for the poll is +/- 4.22% at the 95% confidence level. Margins of error are higher in each subsample.

Totals may not add up 100% due to rounding.

1. Currently there are beds available in Ontario hospitals. Do you think that the government should move long-term care residents ill with Covid-19 symptoms to hospital for treatment and to protect other residents?



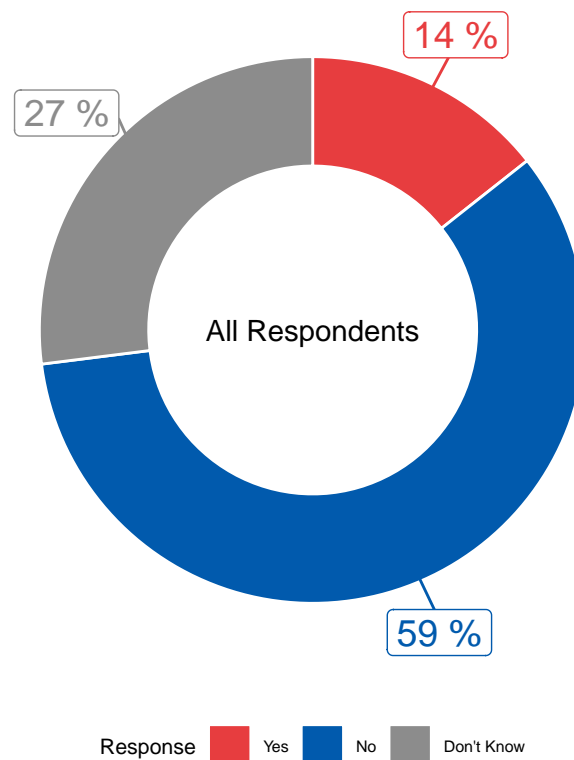
broken out by age and gender

	Total	Gender			Age					
		Male	Female	Other	<24	25-34	35-44	45-54	55-64	65+
Yes	49.7%	48.2%	50.4%	60%	59.7%	51.9%	40.2%	47.1%	45.5%	55.3%
No	20.4%	19.5%	21.3%	21%	13.4%	12.4%	23.9%	22.5%	27.9%	19.6%
Don't Know	30%	32.3%	28.3%	19%	26.9%	35.6%	35.9%	30.3%	26.6%	25.1%
Unweighted Frequency	539	238	284	17	23	70	91	106	122	127
Weighted Frequency	539	267	253	19	61	87	86	100	92	113

broken out by city

	Total	City		
		City of Ottawa	Cornwall	Ottawa Valley
Yes	49.7%	50.4%	59.8%	42.9%
No	20.4%	19.8%	6.7%	28.1%
Don't Know	30%	29.9%	33.4%	29%
Unweighted	539	408	31	100
Frequency				
Weighted	539	408	36	96
Frequency				

2. Ontario hospital and long-term care homes have been unable to provide personal protective equipment (PPE) like masks to their staff due to shortages. Do you think the provincial government planned properly for this pandemic?



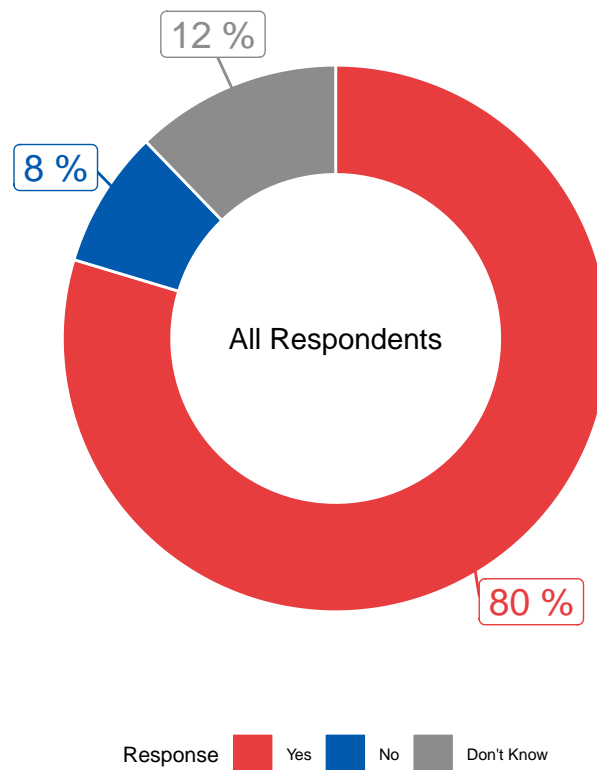
broken out by age and gender

	Total	Gender			Age					
		Male	Female	Other	<24	25-34	35-44	45-54	55-64	65+
Yes	14.4%	17.4%	11%	16.6%	18.2%	10.1%	16.5%	12.7%	22.4%	8.9%
No	58.6%	55%	62.2%	62.4%	64.5%	63.5%	55.9%	61%	54.7%	55%
Don't Know	27%	27.6%	26.8%	21%	17.3%	26.4%	27.6%	26.3%	22.9%	36.1%
Unweighted Frequency	539	238	284	17	23	70	91	106	122	127
Weighted Frequency	539	267	253	19	61	87	86	100	92	113

broken out by city

	Total	City		
		City of Ottawa	Cornwall	Ottawa Valley
Yes	14.4%	14.6%	13.5%	13.8%
No	58.6%	59%	56.9%	57.7%
Don't Know	27%	26.4%	29.6%	28.5%
Unweighted	539	408	31	100
Frequency				
Weighted	539	408	36	96
Frequency				

3. As of May 2, 2,540 Ontario health care workers have Covid-19. Health care workers say they do not have access to the equipment they need to work safely. Do you think that the Ontario government needs to toughen its standards for protecting health care staff at work?



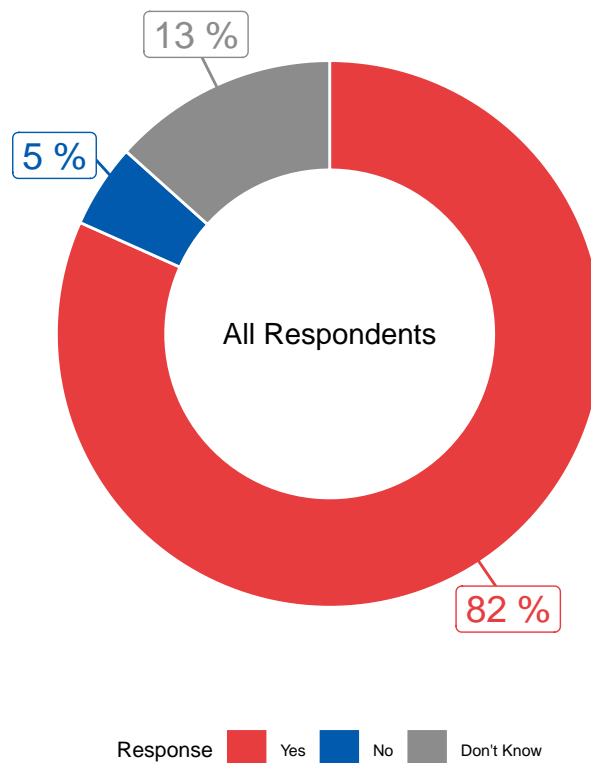
broken out by age and gender

	Total	Gender			Age					
		Male	Female	Other	<24	25-34	35-44	45-54	55-64	65+
Yes	79.7%	77.4%	82.4%	74.7%	86.6%	80.4%	73.6%	76.3%	75.1%	86.7%
No	8.1%	9.1%	6.5%	16.6%	8.7%	5.3%	9.1%	11.9%	11%	3.8%
Don't Know	12.2%	13.5%	11.1%	8.8%	4.8%	14.4%	17.3%	11.9%	13.9%	9.6%
Unweighted Frequency	539	238	284	17	23	70	91	106	122	127
Weighted Frequency	539	267	253	19	61	87	86	100	92	113

broken out by city

	Total	City		
		City of Ottawa	Cornwall	Ottawa Valley
Yes	79.7%	78.8%	79.3%	83.5%
No	8.1%	8%	12%	7.3%
Don't Know	12.2%	13.2%	8.8%	9.2%
Unweighted	539	408	31	100
Frequency				
Weighted	539	408	36	96
Frequency				

4. Effective masks, particularly N95s, are in short supply for health care workers. Do you support the Ontario government using its emergency powers to order Ontario industry to make this equipment?



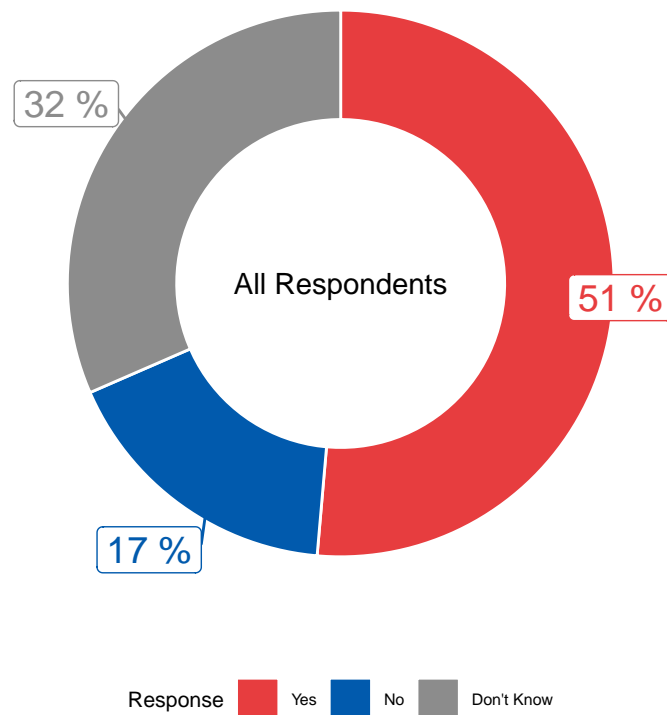
broken out by age and gender

	Total	Gender			Age					
		Male	Female	Other	<24	25-34	35-44	45-54	55-64	65+
Yes	81.7%	79.5%	83.7%	85.4%	69.3%	81.4%	78.8%	86%	81.8%	86.9%
No	5%	6.3%	3.6%	4.4%	4.8%	5.6%	7.6%	4%	6%	2.5%
Don't Know	13.4%	14.2%	12.7%	10.3%	26%	13.1%	13.6%	9.9%	12.1%	10.6%
Unweighted Frequency	539	238	284	17	23	70	91	106	122	127
Weighted Frequency	539	267	253	19	61	87	86	100	92	113

broken out by city

	Total	City		
		City of Ottawa	Cornwall	Ottawa Valley
Yes	81.7%	82.9%	78.8%	77.7%
No	5%	5.2%	0%	5.9%
Don't Know	13.4%	12%	21.2%	16.5%
Unweighted	539	408	31	100
Frequency				
Weighted	539	408	36	96
Frequency				

5. Ontario health care workers have had their workplace contracts governing job security, scheduling and contracting out over-ridden by provincial emergency orders. This has not happened in many other provinces. Do you think health care staff should have their protections back?



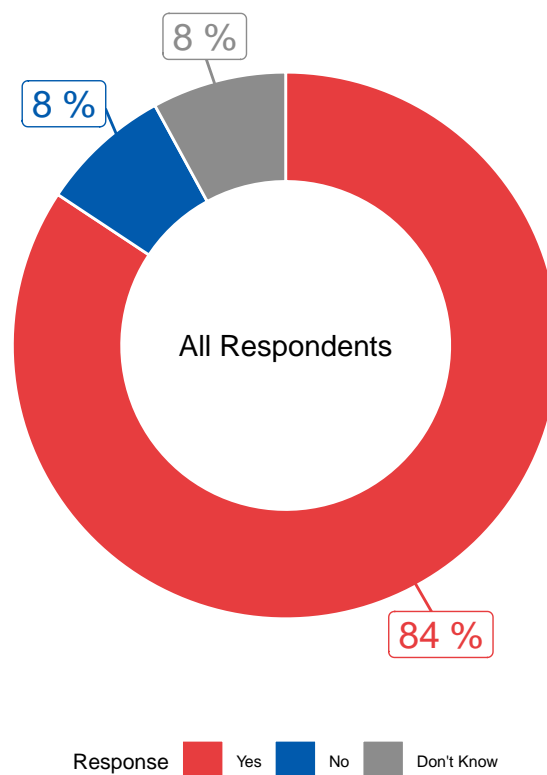
broken out by age and gender

	Total	Gender			Age					
		Male	Female	Other	<24	25-34	35-44	45-54	55-64	65+
Yes	51.4%	47.8%	53.8%	68.7%	59.7%	54.6%	46.1%	49%	53.3%	49%
No	17.1%	23.2%	11.6%	4.4%	14.3%	8.5%	14.7%	22.3%	20.7%	19.5%
Don't Know	31.5%	29%	34.5%	26.9%	26%	36.9%	39.2%	28.7%	26.1%	31.5%
Unweighted Frequency	539	238	284	17	23	70	91	106	122	127
Weighted Frequency	539	267	253	19	61	87	86	100	92	113

broken out by city

	Total	City		
		City of Ottawa	Cornwall	Ottawa Valley
Yes	51.4%	51.1%	70.5%	45.2%
No	17.1%	17.4%	5.3%	20.3%
Don't Know	31.5%	31.5%	24.2%	34.5%
Unweighted	539	408	31	100
Frequency				
Weighted	539	408	36	96
Frequency				

6. Ontario tests about 14,000 people a day for Covid-19 in a province with almost 15,000,000 people. Other countries with aggressive testing have fewer deaths. Would you like to see Ontario significantly increased testing?



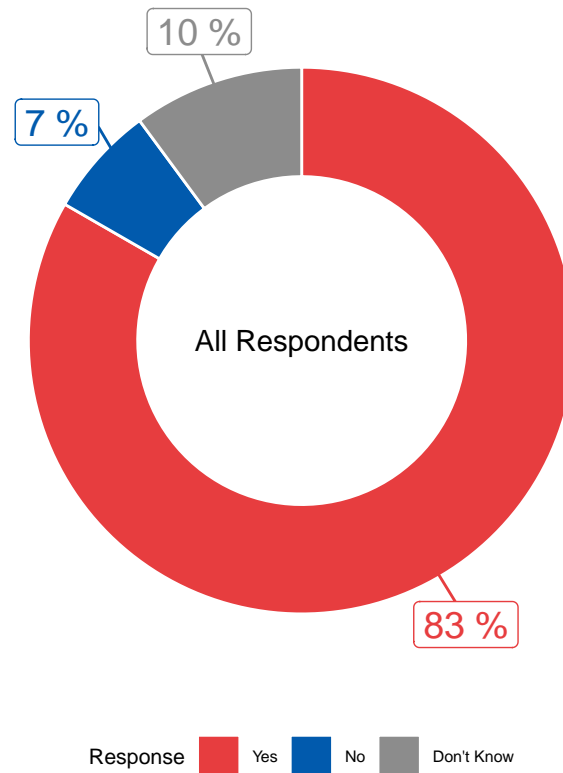
broken out by age and gender

	Total	Gender			Age					
		Male	Female	Other	<24	25-34	35-44	45-54	55-64	65+
Yes	84.3%	83.8%	84.8%	85.3%	77.9%	86.9%	80.5%	87.9%	81.1%	88.1%
No	7.7%	8.5%	7.6%	0%	8.7%	7.5%	12.3%	6.6%	8.4%	4.5%
Don't Know	7.9%	7.7%	7.7%	14.7%	13.4%	5.6%	7.2%	5.5%	10.5%	7.4%
Unweighted Frequency	539	238	284	17	23	70	91	106	122	127
Weighted Frequency	539	267	253	19	61	87	86	100	92	113

broken out by city

	Total	City		
		City of Ottawa	Cornwall	Ottawa Valley
Yes	84.3%	84.1%	83.5%	85.5%
No	7.7%	7.8%	13.3%	5.5%
Don't Know	7.9%	8.1%	3.2%	9%
Unweighted	539	408	31	100
Frequency				
Weighted	539	408	36	96
Frequency				

7. Outbreaks may occur in hospitals and homes if workers unknowingly bring Covid-19 into the facilities. Do you think all hospital patients and staff should be tested for Covid-19?



broken out by age and gender

	Total	Gender			Age					
		Male	Female	Other	<24	25-34	35-44	45-54	55-64	65+
Yes	83.3%	82.6%	84.4%	79%	82.7%	84.3%	79.3%	85.6%	80.4%	86.3%
No	6.6%	7.1%	6.6%	0%	3.9%	2.6%	13.3%	7.8%	7.3%	4.2%
Don't Know	10.1%	10.3%	9%	21%	13.4%	13.1%	7.4%	6.6%	12.3%	9.4%
Unweighted Frequency	539	238	284	17	23	70	91	106	122	127
Weighted Frequency	539	267	253	19	61	87	86	100	92	113

broken out by city

	Total	City		
		City of Ottawa	Cornwall	Ottawa Valley
Yes	83.3%	83%	90%	82.2%
No	6.6%	6.1%	7.6%	8.2%
Don't Know	10.1%	10.9%	2.4%	9.6%
Unweighted	539	408	31	100
Frequency				
Weighted	539	408	36	96
Frequency				